



The PREFET RRI Maturity Tool Guide


Step One : Registration / Logging In	2
Step Two : RRI Maturity	4
Information About Your Project and Affected SDGs	5
Your Project and Affected SDGs	5
Technology Readiness Level	6
Project Risks	6
Your RRI Maturity Report Preview	7
Step Three : The Self Assessment Tool	9
More Information about your Project	9
The Question Segments	10
The Self Assessment Preview	12
Step Four : Results	14

Step One : Registration / Logging In

The following manual shows step by step instructions on how to successfully complete the PREFET RRI Maturity Tool and obtain the required results.

Initially please visit the following URL, where you will be presented with a login or registration page.

www.orbit-rri.org/rri-maturity/begin/



The screenshot shows the PREFET RRI Maturity Tool interface. At the top, the PREFET logo is displayed. Below the logo, there are four steps: Step One (Registration), Step Two (RRI Maturity), Step Three (Self Assessment), and Step Four (Results). The 'Step One' button is highlighted in teal. Below the steps, there are two main sections: 'Create an Account' on the left and 'Login to your Account' on the right. The 'Create an Account' section includes fields for email address, first and last name, and a password. The 'Login to your Account' section includes fields for email address and password, and a 'Log In' button.

On the left hand side of the page you can create an account with the RRI Maturity tool by entering your email address, your full name and your desired password. We recommend a mixture of numbers and letters for extra security.

Please note that your personal information is kept secure and is never passed on to third parties. Anonymised data will be used for research purposes and potential publications.

If you already have an account (or have used the tool before) please enter your username and password on the right hand side of the page.

Whichever path you choose, once you have clicked either the **LOGIN** or **SUBMIT** button and you will be taken to the first stage of the RRI Maturity Tool.


If you are already logged in to your account you will be shown a large green button as seen in the screenshot below.

Login to your Account

It looks like you are already logged in to your account.
Please click here to continue

If this is the case, you do not need to create a new account. You can click this button and continue to the RRI Maturity Tool immediately.

Step Two : RRI Maturity



Step One

Registration

Step Two

RRI Maturity

Step Three

Self Assessment

Step Four

Results

What is RRI ?

Responsible Research and Innovation (RRI) aims to encourage societal actors to work together during the whole research and innovation process to better align its outcomes with the values, needs and expectations of society. Understanding the benefits of RRI is crucial to furthering inclusivity, collaboration and transparency in systems. This needs to be built upon, to deepen understanding of whether and how RRI leads to societal, democratic, scientific and economic benefits, and to provide stakeholders with user-friendly yet advanced tools that help their efforts to improve the outcomes of RRI.

This tool draws on a wide range of sources and rich discourse around Responsible Research and Innovation to provide the foundation of a system that can specifically address the needs of its user base. Its theoretical underpinning is the RRI maturity model (Stake, Obach, et al. 2017) which explicitly set out to synthesise different perspectives on RRI with a view to providing an overarching perspective on the level of RRI maturity across projects or organisations. Crucially, it combines the EPSRC vision of RRI as expressed in the [ARCA framework](#) with the highly influential view of RRI as proposed by the [European Commission that emphasises six different boys \(gender, science education, open access, ethics, public engagement and governance\)](#).

What is the name of your Project?


















Organisation name

Please detail the use case for this project

For more information please see the following link <https://www.sustainable-governance.eu/en/what-is-rri/>

The Sustainable Development Goals (SDGs) were created by the United Nations to be universal goals, targets and indicators that UN member states are expected to use to frame their agendas and political policies over the next 12 years.

This tool uses the Sustainable Development Goals as a widely adopted measure of social 'goods' and therefore a useful metric against which to measure the potential impact of a technology and assess the level of required responsible innovation work. The 'impact' encompasses both positive and negative impact - for example GM crops that are beneficial for increasing food supply but may have a negative impact on the environment.

Select the Sustainable Development Goals (SDGs) that, in the future, might be positively or negatively affected by the technology developed by your project.

Please choose as many as you believe are relevant. For more information please click the following link <https://sustainabledevelopment.un.org/?menu=1000>

<input type="checkbox"/> 01 No Poverty	<input type="checkbox"/> 02 Zero Hunger	<input type="checkbox"/> 03 Good Health and Wellbeing	<input type="checkbox"/> 04 Quality Education
<input type="checkbox"/> 05 Gender Equality	<input type="checkbox"/> 06 Clean Water and Sanitation	<input type="checkbox"/> 07 Affordable and Clean Energy	<input type="checkbox"/> 08 Decent Work and Economic Growth
<input type="checkbox"/> 09 Industry, Innovation and Infrastructure	<input type="checkbox"/> 10 Reduced Inequalities	<input type="checkbox"/> 11 Sustainable Cities and Communities	<input type="checkbox"/> 12 Responsible Consumption and Prod...
<input type="checkbox"/> 13 Climate Action	<input type="checkbox"/> 14 Life Below Water	<input type="checkbox"/> 15 Life on Land	<input type="checkbox"/> 16 Peace, Justice and Strong Institutions
<input type="checkbox"/> 17 Partnerships for the Goals			

Evaluating the Impact

When thinking about the impact on the Sustainable Development Goals can you indicate if the impact is either positive or negative. Also, when considering the impact is it possible at this time to provide a numerical level of impact on the Sustainable Development Goal and, if so, can you provide a source (report, journal or citation) for this quantified impact?

Technology Readiness Level

To be effective, RRI needs to be embedded in the research process, but we posit, at an appropriate level of intensity, proportional to the stage that the research is attempting to reach. Technology readiness level is one development pathway for new technologies. These give a common reference point when considering the level of development of a given technology has achieved.

Please select your target Technology Readiness Level at the end of your Project

For more information on Technology Readiness Level please click the following links <https://www.youtube.com/watch?v=qd4tWQZ0Yd0> or https://en.wikipedia.org/wiki/Technology_readiness_level#European_Commission_definition

- TRL 0: Idea. Unproven concept, no testing has been performed.
- TRL 1: Basic Research. Principles postulated and observed but no experimental proof available.
- TRL 2: Technology Formulation. Concept and application have been formulated.
- TRL 3: Applied Research. First laboratory tests completed, proof of concept.
- TRL 4: Small scale prototype built in a laboratory environment ("ugly" prototype).
- TRL 5: Large scale prototype tested in intended environment.
- TRL 6: Prototype system tested in intended environment close to expected performance.
- TRL 7: Demonstration system operating in operational environment at pre-commercial scale.
- TRL 8: First of a kind commercial system. Manufacturing issues solved.
- TRL 9: Full commercial application, technology available for consumers.

Expert RRI Review

Do you, your team or your peers think that the technology might have the potential to pose significant risk or benefits which are not encompassed by the Sustainable Development Goals ?

For example does it pose existential risks, might it exhaust global resources, or potentially limit human flourishing? The Ethics Self-Assessment developed by the European Commission for the purposes of Horizon 2020 provides guidance for the ethics issues involved in research. https://ec.europa.eu/info/sites/default/files/ethics-self-assessment-for-horizon2020-2020-provisional-guidance-for-the-ethics-issues-involved-in-research_en.pdf

Please select ...

Once you have completed the RRI Maturity Tool and have generated your RRI level you are welcome to click the button below to progress to the Self Assessment tool.

Information About Your Project and Affected SDGs

The first section of the RRI Maturity Tool asks you to give your project a name and then select the SDG (Sustainable Development Goals) that you believe are impacted by your project. This is done by clicking the checkbox next to the Sustainable Development Goals affected by this project.

Select the Sustainable Development Goals (SDG's) that, in the future, might be positively or negatively affected by the technology developed by your project.

Please choose as many as you believe are relevant. For more information please click the following link <https://sustainabledevelopment.un.org/?menu=1300>

<input type="checkbox"/> 01 No Poverty	<input type="checkbox"/> 02 Zero Hunger	<input type="checkbox"/> 03 Good Health and Wellbeing	<input type="checkbox"/> 04 Quality Education
<input type="checkbox"/> 05 Gender Equality	<input checked="" type="checkbox"/> 06 Clean Water and Sanitation	<input type="checkbox"/> 07 Affordable and Clean Energy	<input checked="" type="checkbox"/> 08 Decent Work and Economic Growth
<input type="checkbox"/> 09 Industry, Innovation and Infrastruct...	<input type="checkbox"/> 10 Reduced Inequalities	<input type="checkbox"/> 11 Sustainable Cities and Communities	<input type="checkbox"/> 12 Responsible Consumption and Prod...
<input type="checkbox"/> 13 Climate Action	<input type="checkbox"/> 14 Life Below Water	<input checked="" type="checkbox"/> 15 Life on Land	<input type="checkbox"/> 16 Peace, Justice and Strong Institutions
<input type="checkbox"/> 17 Partnerships for the Goal			

Note : If you are unsure whether your project impacts a particular Sustainable Development Goal you can read more about them here.

<https://sustainabledevelopment.un.org/?menu=1300>

Your Project and Affected SDGs

You will then notice that new fields have been created asking about the types of impact for your selected SDGs. You can choose from the following options ...

No Impact - Explanation Here

Unquantified Impact - Explanation Here

Quantified Impact - Explanation Here

Please note that any Quantified Impacts must include cited sources too. The RRI Maturity Tool also asks for a brief summary on how that particular Sustainable Development Goal is affected positively or negatively.

What type of impact does your project have on the CLEAN WATER AND SANITATION Sustainable Development Goal?

Please only select one option below.

Unquantified Impact

Quantified Impact

Please cite your sources for the CLEAN WATER AND SANITATION Sustainable Development Goal being affected.

Is this Sustainable Development Goal affected POSITIVELY or NEGATIVELY and how?

Technology Readiness Level

Once you have filled out all of the required information for the types of impact you may then continue.

Please select your target Technology Readiness Level at the end of your Project

For more information on Technology Readiness Level please click the following links : <https://www.youtube.com/watch?v=in4TnQZGYj4> or https://en.wikipedia.org/wiki/Technology_readiness_level#European_Commission_definition

TRL 0 : Idea. Unproven concept, no testing has been performed.

TRL 1 : Basic Research. Principles postulated and observed but no experimental proof available

TRL 2 : Technology Formulation. Concept and application have been formulated

TRL 3 : Applied Research. First laboratory tests completed; proof of concept.

TRL 4 : Small scale prototype built in a laboratory environment ("ugly" prototype)

TRL 5 : Large scale prototype tested in intended environment.

TRL 6 : Prototype system tested in intended environment close to expected performance.

TRL 7 : Demonstration system operating in operational environment at pre-commercial scale.

TRL 8 : First of a kind commercial system. Manufacturing issues solved.

TRL 9 : Full commercial application, technology available for consumers.

Once your Impacts have been defined, you will be asked about the TRL (Technology Readiness Level) of your project. A brief description of each level is given so as to guide you in making a choice. You may only select one of these.

Project Risks

Do you, your team or your peers think that the technology might have the potential to pose significant risk or benefits which are not encompassed by the Sustainable Development Goals ?

For example does it pose existential risks, might it exhaust global resources, or potentially limit human flourishing? For more information please visit this link <https://erc.europa.eu/sites/default/files/document/file/EthicsSelfAssessmentStepByStep.pdf>

Please select ... ▼

You will then be asked whether you (or your peers) believe that this project / technology has the potential to pose significant risks or benefits that are not covered by the SDG's (Sustainable Development Goals). If you believe this to be true please select **YES**.

Once you have completed this section please click on the blue **PREVIEW YOUR REPORT** button to be given a full preview of your report before it is committed to your profile.

You will then be taken to your calculated RRI Maturity Report which includes detailed information regarding the calculations of your RRI Intensity Level and other factors.

Your RRI Maturity Report Preview

Step One Registration

Step Two RRI Maturity

Step Three Self Assessment

Step Four Results

RRI MATURITY REPORT

RRI Maturity Report: testbaasaf
 Name of Assessor: Paul Reine
 Date of Assessment: 28/04/2020
 Organisation: testbaasaf

ABOUT THIS PROJECT

Use Case
 testbaasaf

Affected Sustainable Development Goals

The information provided regarding the affected SDGs (including cited sources)

Life Below Water - Negative Impact
 testbaasaf

Life On Land - Negative Impact
 testbaasaf

CALCULATION OF INNOVATION POTENTIAL

Based on your assessment of the SDGs affected by your technology and the following table, the Innovation Potential is 1.4

Number of SDGs affected by this Technology	Type of Impact		
	No Impact	Unquantified	Quantified
0	Innovation Potential 1		
1		Innovation Potential 2	Innovation Potential 4
2 or more		Innovation Potential 2	Innovation Potential 5

The target technology readiness level for your project is:

- TRL 3 - Applied Research: First laboratory tests completed; proof of concept

CALCULATION OF RRI INTENSITY LEVEL

Based upon the Innovation Potential and the Target Technology Readiness Level for your project, the calculated RRI Intensity Level, based on the table below, for this project is RIL 3

When you enter the RRI Maturity Report preview you will be given a complete breakdown of your results, your affected Sustainable Development Goals and ultimately your RRI Intensity Level score.

As this is a preview, this is your opportunity to go back and change anything you deem to be incorrect regarding this report. You can do this by clicking on the blue **EDIT YOUR SURVEY** button at the bottom of the page.

If you are satisfied with your results click on the blue **SUBMIT AND COMMIT THIS REPORT TO YOUR PROFILE** button to save this RIL score.

Would you like a copy of the RRI Intensity Level Report sent to your e-mail address?

We also offer the opportunity to have this report emailed to you should you wish. The email is sent to the address you registered with by default. However you are able to change it should you prefer to use an alternate email address.

Would you like a copy of the RRI Intensity Level Report sent to your e-mail address?

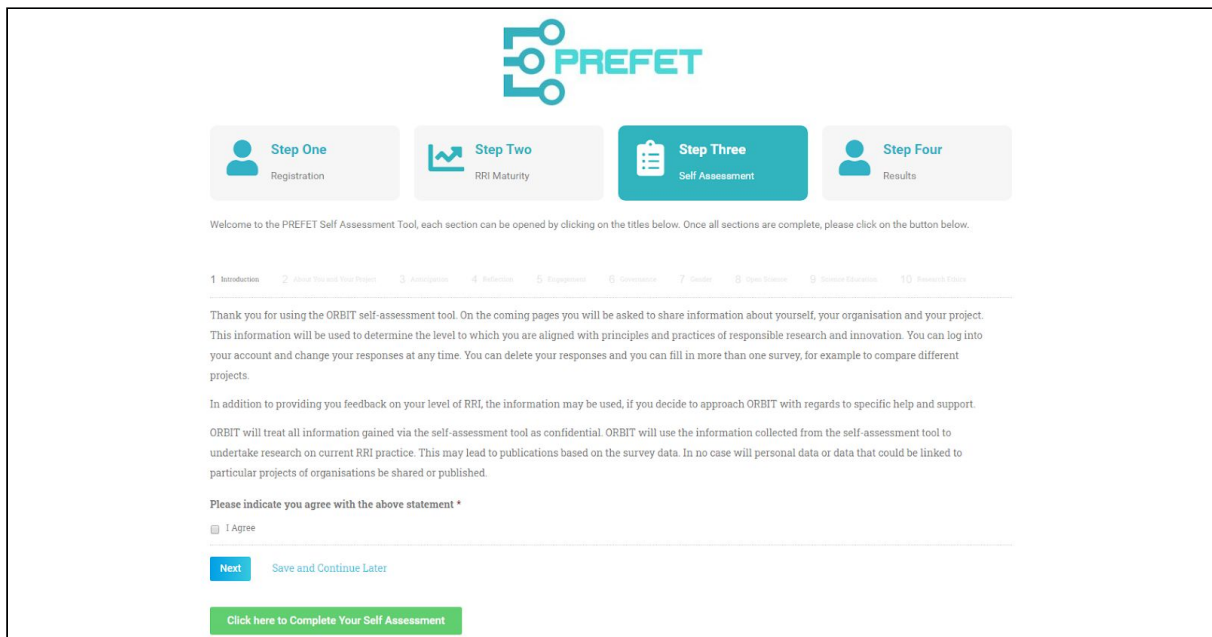
This is the Email address we have on file for you.

If you would like the report sending to a different address, please enter it here.

Once this has been completed, you can either finish the tool here or continue to the Self Assessment section by clicking the green button at the bottom of the page marked **CLICK HERE TO PROCEED TO THE SELF ASSESSMENT TOOL.**

Step Three : The Self Assessment Tool

Once the self assessment tool has finished loading and your RIL score has been saved to your Project profile you will be presented with a new screen showing the eight elements of the Self Assessment.



The first section of the Project Self Assessment tool asks you to comply with the data processing requirements by clicking on the **I Agree** checkbox. Please click the checkbox and press the blue continue button.



More Information about your Project

The following section then asks you for a more detailed summary of your Project and organisation. Please fill out as many of these fields as possible, they are not required but do help us to further our research as to how better to improve this tool in future versions.

Once complete, please click the blue **NEXT** button to be taken to the first set of questions.

The Question Segments

PREFET

Step One Registration | **Step Two** RRI Maturity | **Step Three** Self Assessment | **Step Four** Results

Welcome to the PREFET Self Assessment Tool, each section can be opened by clicking on the titles below. Once all sections are complete, please click on the button below.

1. Introduction | 2. About Your Project | 3. Anticipation | 4. Policies | 5. Engagement | 6. Governance | 7. Specific | 8. Open Issues | 9. Shared Decisions | 10. Research Plan

Anticipation

Describing and analysing the impacts, intended or otherwise, (e.g. economic, social, environmental) that might arise. This does not seek to predict but rather to support an exploration of possible impacts and implications that may otherwise remain uncovered and little discussed.

We have mechanisms in place to consider the likely consequences of our research.*

Strongly Disagree
 Disagree
 Neither Agree or Disagree
 Agree
 Strongly Agree
 Not Relevant

We have considered the consequences of the technology on different cultures.*

Strongly Disagree
 Disagree
 Neither Agree or Disagree
 Agree
 Strongly Agree
 Not Relevant

We have considered the impacts of the technology on established human activities and employment.*

Strongly Disagree
 Disagree
 Neither Agree or Disagree
 Agree
 Strongly Agree
 Not Relevant

We have considered the extent to which the technology will monitor or control people's behaviour, attitude, emotions, thoughts, moods, and actions.*

Strongly Disagree
 Disagree
 Neither Agree or Disagree
 Agree
 Strongly Agree
 Not Relevant

Likely and possible outcomes will change the course of our research processes and methodologies.*

Strongly Disagree
 Disagree
 Neither Agree or Disagree
 Agree
 Strongly Agree
 Not Relevant

We explicitly consider unintended (but foreseeable) consequences of our research.*

Strongly Disagree
 Disagree
 Neither Agree or Disagree
 Agree
 Strongly Agree
 Not Relevant

We explicitly consider possible negative consequences of our research.*

Strongly Disagree
 Disagree
 Neither Agree or Disagree
 Agree
 Strongly Agree
 Not Relevant

A comprehensive ethics approval exists for our work.*

Strongly Disagree
 Disagree
 Neither Agree or Disagree
 Agree
 Strongly Agree
 Not Relevant

The research has been assessed sufficiently from a health and safety perspective.*

Strongly Disagree
 Disagree
 Neither Agree or Disagree
 Agree
 Strongly Agree
 Not Relevant

We are required to undertake a risk assessment for the research.*

Strongly Disagree
 Disagree
 Neither Agree or Disagree
 Agree
 Strongly Agree
 Not Relevant

We have a sufficient data management plan in place.*

Strongly Disagree
 Disagree
 Neither Agree or Disagree
 Agree
 Strongly Agree
 Not Relevant

We are able to choose the most appropriate methodology for our research.*

Strongly Disagree
 Disagree
 Neither Agree or Disagree
 Agree
 Strongly Agree
 Not Relevant

We have a comprehensive understanding of the environmental impact of our work.*

Strongly Disagree
 Disagree
 Neither Agree or Disagree
 Agree
 Strongly Agree
 Not Relevant

[Previous](#) | [Next](#) | [Save and Continue Later](#)

[Click here to Complete Your Self Assessment](#)

Each section of the Project Self Assessment Tool from here on contains a varied number of multichoice questions regarding your project. To answer a question please click on the relevant checkbox below the question itself.

We have a sufficient data management plan in place. *

Strongly Disagree

Disagree

Neither Agree or Disagree

Agree

Strongly Agree

Not Relevant

If the question is not relevant to your Project please click on the 'Not Relevant' checkbox.

Note : All questions must be answered to complete each section. If you can not answer a question related to your project, please select Not Relevant.

Please proceed through all remaining pages of the Project Self Assessment Tool in order to correctly fill out your Self Assessment profile. Once you have completed the final bank of questions (Research Ethics) you will be taken to the results page automatically.

The Self Assessment Preview

The screenshot displays the PREFET Self Assessment interface. At the top, the PREFET logo is visible. Below it, a progress bar shows four steps: Step One (Registration), Step Two (Risk Mapping), Step Three (Self Assessment), and Step Four (Results). Step Three is currently active and highlighted in teal. Below the progress bar, a welcome message states: "Welcome to the PREFET Self Assessment Tool, each section can be opened by clicking on the titles below. Once all sections are complete, please click on the button below." A breadcrumb trail follows: Home > My Account > My Self Assessment > Anticipation > Anticipation. The main heading is "Anticipation". The text below reads: "Describing and analyzing the impacts, intended or otherwise (e.g. economic, social, environmental) that might arise. This does not seek to predict but rather to support an exploration of possible impacts and implications that may otherwise remain unexamined and little discussed. We have mechanisms in place to consider the likely consequences of our research." Below this, several statements are listed with radio button options for "Strongly Agree" or "Not Relevant":

- "We have considered the consequences of the technology on different cultures." - Strongly Agree
- "We have considered the impacts of the technology on established human activities and employment." - Not Relevant
- "We have considered the extent to which the technology will monitor or control people's behaviour, attitude, emotions, thoughts, moods, and actions." - Strongly Agree
- "Likely and possible outcomes will change the course of our research processes and methodologies." - Neither Agree or Disagree
- "We explicitly consider unintended (but foreseeable) consequences of our research." - Strongly Agree
- "We explicitly consider possible negative consequences of our research." - Not Relevant
- "A comprehensive ethics approval exists for our work." - Not Relevant
- "The research has been assessed sufficiently from a health and safety perspective." - Neither Agree or Disagree
- "We are required to undertake a risk assessment for the research." - Disagree
- "We have a sufficient data management plan in place." - Strongly Agree
- "We are able to choose the most appropriate methodology for our research." - Strongly Agree
- "We have a comprehensive understanding of the environmental impact of our work." - Neither Agree or Disagree

Below the statements, it says: "Your calculated score for the Anticipation section is 4". A note follows: "You marked 3 questions as not being relevant. These questions are not included in the calculated score above."

The next section is "Reflection". The text reads: "Reflecting on the purposes of, motivations for and potential implications of the research, and the associated uncertainties, areas of ignorance, assumptions, limitations, questions, dilemmas and social responsibilities that may follow. We are aware of the potential of our work to raise ethical, social or political controversy." Below this, two statements are listed with radio button options for "Not Relevant":


- "We have mechanisms in the project that allow us to think about possible alternate uses and abuses of our work." - Not Relevant

Once you have completed all of the Project Self Assessment questions you will then be given the opportunity to review the answers to each segment along with a calculated score. This is done so that you may change your answers should you wish prior to committing them to the Project Radar Graph.

If you wish to change your answers, click on the blue **PREVIOUS** button at the bottom of the page to go back a page. Continue doing this to reach the section you wish to change.


At this point you are given the opportunity to have the Project Self Assessment report sent to you via email. If you would like an email copy please select YES in the following field.

Would you like this report sent to you via email?

Yes 

This is the email address we will send the report to.

If you wish to have the report sent to another e-mail address, please enter it here.

paul.keene@orbit-rrr.org 

If you are satisfied with your answers and scores, click the blue **SUBMIT YOUR SELF ASSESSMENT** button at the bottom of the page where you will be taken to your results for this project.

Step Four : Results



Step One
Registration

Step Two
RRI Maturity

Step Three
Self Assessment

Step Four
Results

The graph below shows the final scores for your project and contains your Self-Assessment scores.



Where there is a shortfall between your RRI Intensity Level for your Project and the RRI Maturity for your Organisation, please see below for examples of good practise across the eight categories.

<div style="background-color: #f4a460; padding: 5px; margin-bottom: 10px;">Anticipation</div> <p>Anticipation</p> <ul style="list-style-type: none"> ▪ Doteveryone's Consequence Scanning ▪ The Handbook of Technology Foresight : Concepts and Practice ▪ UNIDO, 2005. UNIDO Technology Foresight Manual – Volume 1: Organization and Methods. United Nations, Volume 2: Technology Foresight in Action. United Nations. 	<div style="background-color: #f4a460; padding: 5px; margin-bottom: 10px;">Gender and Equality</div> <p>Gender and Equality</p> <ul style="list-style-type: none"> ▪ Invisible Women: Exposing Data Bias in a World Designed for Men by Caroline Criado Perez. Chatto & Windus ▪ Practical tips for action from the Women in Science, Technology and Engineering (WISE) Campaign ▪ Research on how diverse companies are more profitable
<div style="background-color: #f4a460; padding: 5px; margin-bottom: 10px;">Ethics</div> <p>Ethics</p> <ul style="list-style-type: none"> ▪ RRI Tools contains a list of resources on Research Ethics ▪ The European Textbook on Ethics in Research 	<div style="background-color: #f4a460; padding: 5px; margin-bottom: 10px;">Governance</div> <p>Governance</p> <ul style="list-style-type: none"> ▪ European research projects that look at the best research governance practices: CONSIDER (Civil Society Organisations in Designing Research Governance). ▪ GREAT (Governance for Responsible Innovation) ▪ RES-AGORA (Responsible Research and Innovation in a Distributed Anticipatory Governance Frame. A Constructive Socio-normative Approach)
<div style="background-color: #f4a460; padding: 5px; margin-bottom: 10px;">Open Access</div> <p>Open Access</p> <ul style="list-style-type: none"> ▪ FOSTER is an e-learning platform that hosts a collection of best training resources for those who want to learn more or implement OS practices in the daily workflow. ▪ Open Science Access ▪ The DOAJ is the Directory for Open Access Journals. (It provides a catalogue and access to high-quality, peer-reviewed, open access journals. 	<div style="background-color: #f4a460; padding: 5px; margin-bottom: 10px;">Public Engagement</div> <p>Public Engagement</p> <ul style="list-style-type: none"> ▪ Research on relationships between graduates and economic growth across countries ▪ RRI Tools has a useful summary of what types of engagement may benefit your research ▪ The Action Catalogue – an interactive tool that suggests formats and case studies based on your intended audience and aims
<div style="background-color: #f4a460; padding: 5px; margin-bottom: 10px;">Science Education</div> <p>Science Education</p> <ul style="list-style-type: none"> ▪ British Science Week ▪ Computer Science 4 fun – ideas on how to link research to engaging topics for school students ▪ Computer science activities you can do without a computer ▪ CREST Award scheme (STEM projects in schools) ▪ People Like Me resources (WISE downloadable workshops to run in schools) ▪ Research on evidence of under-represented groups in STEM ▪ STEM Ambassadors Scheme 	<div style="background-color: #f4a460; padding: 5px; margin-bottom: 10px;">Reflection</div> <p>Reflection</p> <ul style="list-style-type: none"> ▪ Beyond Research Ethics: Dialogues in Neuro-ICT Research

When the radar graph is displayed it shows two sections.

LIGHT BLUE : Your RIL score for your project.
DARK BLUE / GREY : Your self assessment radar graph.

You are also given a wealth of resources regarding each spine of the Radar Graph showing the various methods in which you can further your understanding of Responsible Research and Innovation.

Congratulations you have now completed your RRI Maturity and Project Self Assessment surveys. We hope you found the information useful.

Note : Please be aware, we are constantly refining and improving this tool and you may experience longer loading times during these periods of work. We will endeavour to keep the users informed during their assessments of future work and upgrades. This document will also be updated regularly to expand upon new additions and improvements.